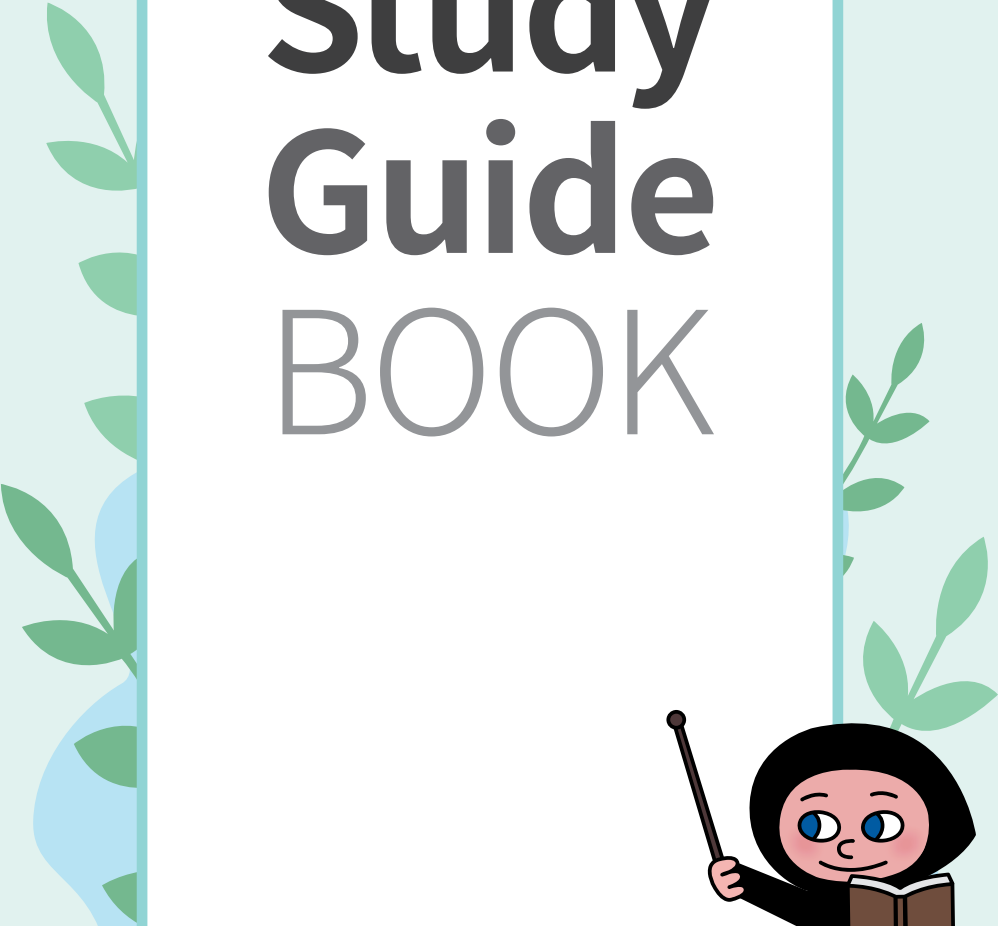


Study Guide BOOK



READINGGATE



Contents

1	About Reading Gate	03
2	Study Process	06
	Level Test (Reading Assessment Test)	07
	Select Study Level	08
	Listen and Repeat	09
	Post-Reading Activities	10
	Number of Studies / Study Mode	15
	Workbooks	16
	Automatic Level-Up System	19
3	Curriculum for Each Level	20
4	Additional Features	24
5	FAQ	27
6	Testimonials	29
7	Additional Resources	30

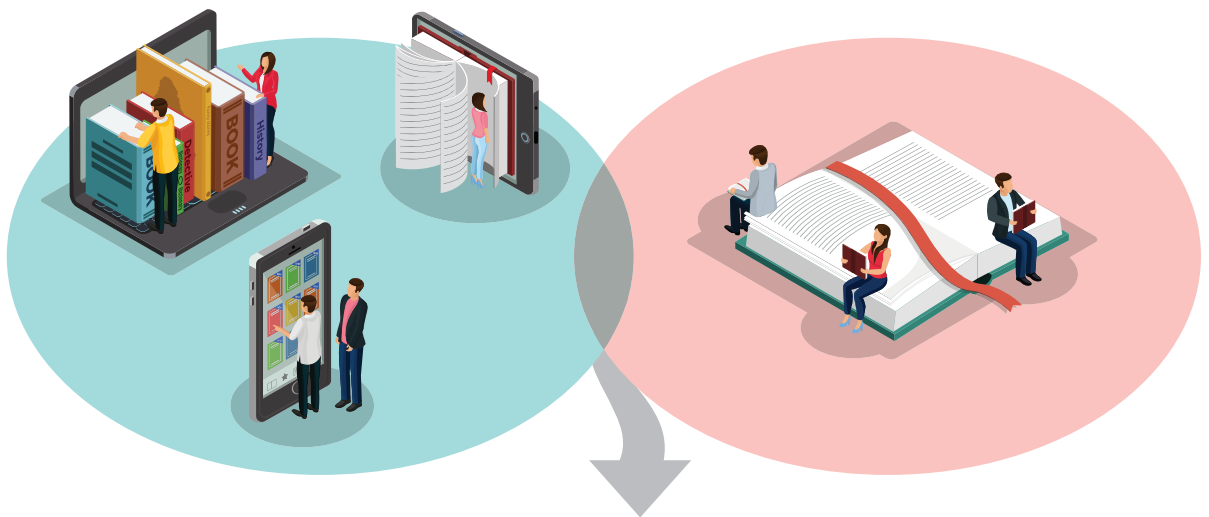
1 About Reading Gate

Reading Gate is an online English program consisting of world-renowned eBooks and Movie Books equipped with post-reading activities to enhance the four basic language skills of English: reading, listening, writing, and speaking.

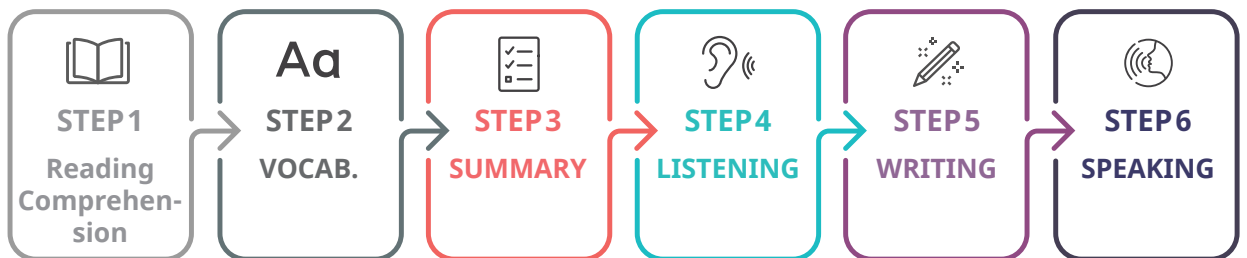
Systematically designed by educational professionals, the program consists of various steps to ensure the students' understanding of the material.

Today, widely used by over 600 thousand members in 600 of the most accomplished education-based facilities in Korea, the Reading Gate Program has proven its excellence.

Through fun and informative English storybooks, the students will become familiar with expressions used in contemporary English and cultivate a lifetime reading habit.



Post-Reading Activities (Book Quiz)



- The diagram above applies only for eBook levels 2 and higher.
- Each level and genre consists of a different number and type of questions.

Available in eBook and pBook Quiz formats

Consisting of electronic storybooks and post-reading activities, eBooks are offered via the Reading Gate homepage and the mobile app.

pBook Quizzes contain internationally acclaimed series in a paperback format— including Caldecott and Newbery medal winners— and provide post-reading activities online to facilitate growth in reading.




Each eBook paired with comprehension exercises to achieve literacy competence

The R&D Department at Reading Gate has developed online contents from the basics (the alphabet and phonics) to notable classics from dozens of the world's most renowned publishers, including Britannica with encyclopedias that span over 40 different themes, Milly Molly, and more. In addition, Reading Gate's program consists of a series of translated stories from Korea's most distinguished authors of children's stories, and comprehensive reading contents produced by the researchers in Reading Gate's R&D Department.



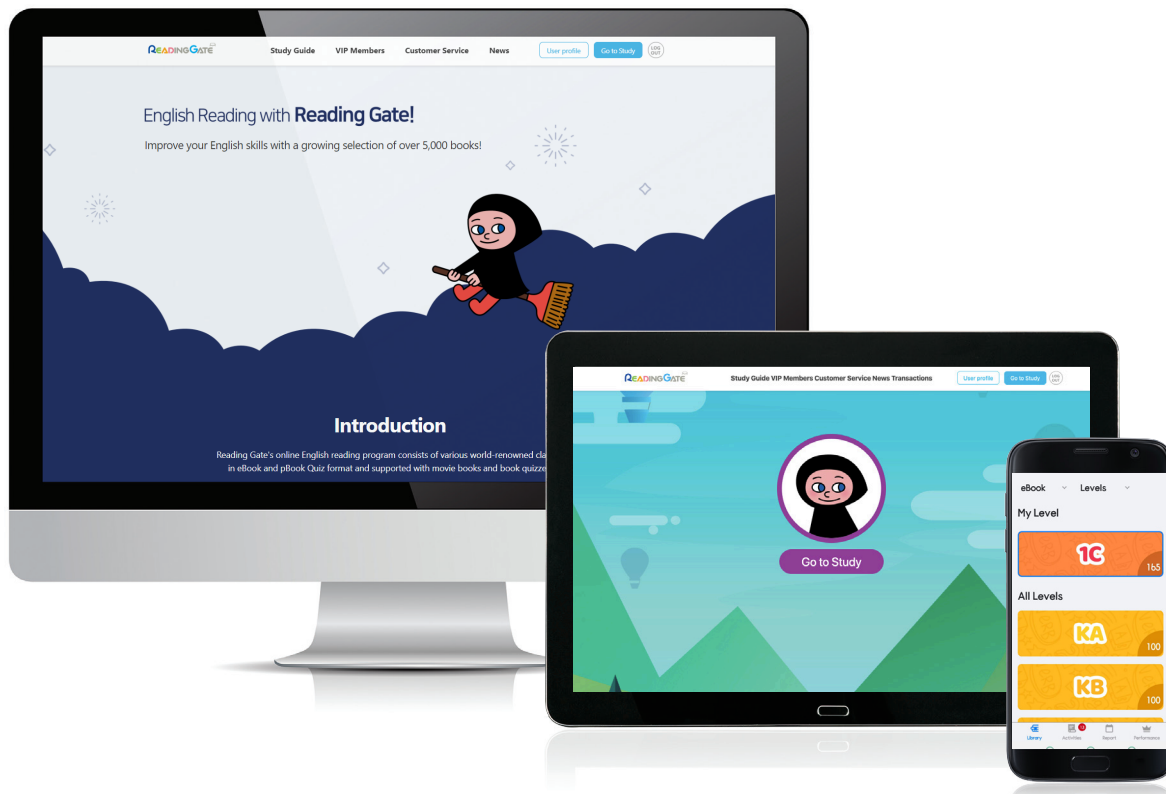
Include animations to stimulate children's interest in learning

Designed exclusively for first-time English learners, the animations are embedded in some of the carefully selected eBooks between levels K and 2 to provide a dynamic visual learning experience.



After reading internationally notable paperbacks that have won Caldecott and Newbery Medals and are often published in American literature, students can participate in post-literacy activities for a comprehension check.





- The Reading Gate Program is available via its homepage and mobile app and consists of electronic storybooks and post-reading activities.
- Using a single ID, the Reading Gate Program can be accessed via its homepage and mobile app, but you cannot be logged in on two devices at the same time.
- You can access the Reading Gate Program at <http://www.readinggate.com>. To assess the Program via a mobile phone, search and download the Reading Gate app from Google Play (for Android users) or App Store (for iOS users).



Level Test (optional)

Embedded in the Reading Gate Program, the level test diagnoses the literacy competence of the reader.



Select Study Level and Book Type

Based on the level test result, select the level and the book type (between eBook and pBook Quiz) of your choice.



Read an eBook (Listen and Repeat)

To become familiar with the expressions used, listen to the English native speaker while skimming through eBooks. Then, read the story again in detail, and while doing so, listen and repeat after the native speaker. Some of the low-level programs contain Movie Books for a visual reference, and students may access the Movie Books if desired.



Post-Reading Activities

After reading each book, proceed with the post-reading activities to check your understanding of the material.



Workbooks (optional)

Students can utilize workbooks to check their understanding of the material for a comprehensive review.



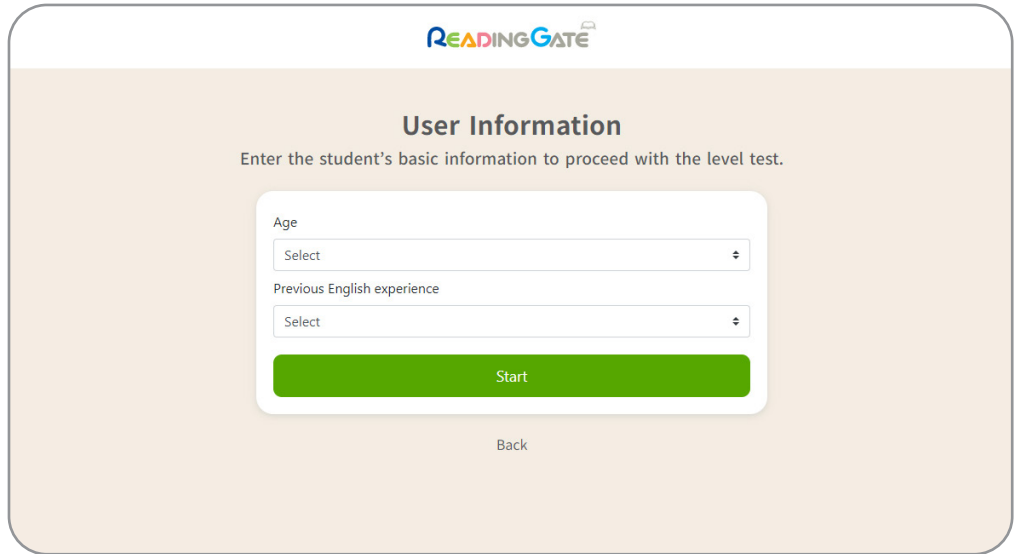
Level-Up Status

Each level has a set number of points students must reach before leveling up. Once this point total is met, students will automatically be moved up to the next level and unlock Reading Unit.

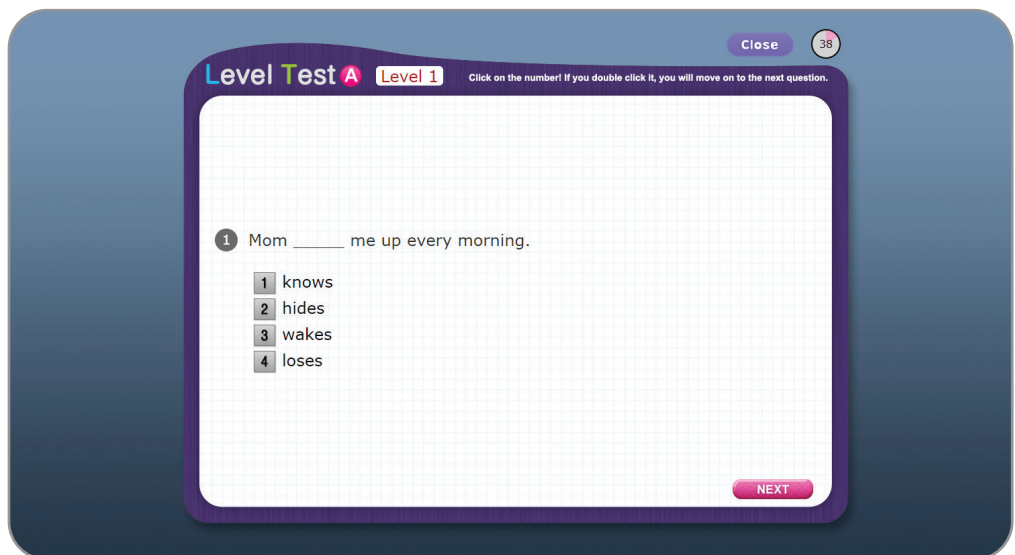
*This level-up status is applicable for eBooks only.



- Level test results are for reference purposes only, and students can select any level of their choice to enjoy their learning experience.
- Movie Books are embedded in some of the carefully selected eBooks between levels K and 2.
- Workbooks are not part of the mandatory curriculum, and students will acquire an adequate knowledge of the books through the online program.
- If you are using Reading Gate through a mobile app, the network quality may vary depending on the quality of your Internet access.



The screenshot shows the 'User Information' form on the ReadingGate website. At the top, the ReadingGate logo is displayed. Below it, the title 'User Information' is centered, followed by the instruction: 'Enter the student's basic information to proceed with the level test.' The form contains two dropdown menus: 'Age' and 'Previous English experience', both with 'Select' as the current option. A green 'Start' button is positioned below the dropdowns, and a 'Back' link is located at the bottom center of the form area.











The screenshot shows a 'Level Test A' interface for 'Level 1'. At the top right, there are 'Close' and '38' buttons. Below the title, a small instruction reads: 'Click on the number! If you double click it, you will move on to the next question.' The main content area features a grid background with a question: '1 Mom _____ me up every morning.' Below the question, four options are listed in a numbered list: '1 knows', '2 hides', '3 wakes', and '4 loses'. A pink 'NEXT' button is located at the bottom right of the question area.

The level test examines the students' understanding of a text and measures their reading accuracy.



- For first-time English learners, it is recommended to begin with the Pre K Level without taking the level test.
- After selecting your age and background English experience, you will be given a customized level test. The level test will take between 20 to 40 minutes to complete.
- Level test results are categorized into 20 different levels ranging from Pre K to 6A, but users are not obligated to study at the indicated level. To foster good reading habits and maximize your reading experience, it is recommended to select the level you find most comfortable.
- To examine how much your English skills have improved, take the level test again after an interval of six months.

Level	In English-speaking countries	Reading Gate Points
Pre K 	Pre-Kinder	1.0
K 	Kinder	1.0 ~ 3.9
1 	Grade 1	4.1 ~ 9.4
2 	Grade 2	7.4 ~ 15.9
3 	Grade 3	10.8 ~ 24.7
4 	Grade 4	16.5 ~ 33.6
5 	Grade 5	23.3 ~ 47.8
6 	Grade 6	26.7 ~ 46.6

 **NOTE**



- The level is a standardized measure of reading competence.
- Reading Gate provides contents that are categorized into a 22-Level System.
- Each level is computed by considering various factors, such as the length and the difficulty level of sentences, the difficulty level of words, the word count, and more.



Listen



Repeat



NOTE

- For eBooks, students are encouraged to listen to the audio files of native English speakers while skimming through the story. Then, students are encouraged to read the story a second time prior to proceeding with the post-reading activities.
- For the second reading, turn up the volume and listen to the audio files again. Do a listen and repeat drill for listening and speaking skills enhancement.
- For pBook Quizzes, students are encouraged to read the book out loud twice prior to proceeding with the activities.
- While reading the book out loud, students will be able to check the pronunciation of words that they are unfamiliar with. In addition, such activity simultaneously stimulates the eyes, the mouth, and the ears.
- One of the benefits of reading a book out loud is that it boosts concentration. When the students read a book silently, they might unconsciously read over sentences without fully grasping their meaning. When reading out loud, however, they need to read each sentence carefully. By doing so, they develop the ability to focus, which in turn leads to a better understanding of the material.



● Reading Comprehension

Allows students to check their understanding of the books they have read. The reading comprehension test is made up of five to twenty questions.

● Vocabulary Practice & Test

Learn the main vocabulary words in each story, practice writing the words, and then proceed with a definition test.

● Summary Test

The summary test is made up of about five to twelve sentences, and students are to arrange the summary sentences in order.

● Listening & Cloze Test

This step enhances both listening and writing skills through dictation activities. After listening to the audio, enter the correct word(s) for each corresponding blank.

● Writing Activity

This step prepares students to develop their own opinions and ideas through various forms of writing activities, including topic-based essays, book reviews, and book reports.



- Pre K covers the basics of English including the alphabet, phonics, sight words, and more.
- Post-reading activities feature a different set of questions depending on the level of difficulty, style, and genre.
- Intensive and extensive reading are both equally important. Read a book in an intensive way until you feel comfortable with the material, and then read the book extensively.

eBook			pBook Quiz
KA • KB • KC	1A • 1B • 1C	2A • 2B • 2C 3A • 3B • 3C 4A • 4B • 4C 5A • 5B • 5C 6A • 6B • 6C	KC 1A • 1B • 1C 2A • 2B • 2C 3A • 3B • 3C 4A • 4B • 4C 5A • 5B • 5C 6A • 6B • 6C
Step1 Listening Activity	Step1 Listening Activity	Step1 Reading Comprehension	Step1 Reading Comprehension
Step2 Vocabulary Practice & Test	Step2 Vocabulary Practice & Test	Step2 Vocabulary Practice & Test	Step2 Vocabulary Practice & Test
Step3 Reading Comprehension	Step3 Reading Comprehension	Step3 Summary Test (Fiction) True or False (Non-fiction)	Step3 Summary Test (Fiction) True or False (Non-fiction)
Step4 Writing Activity (Make Sentence)	Step4 Summary Test (Fiction) True or False (Non-fiction)	Step4 Listening Activity (Cloze Test)	Step4 Listening Activity (Cloze Test)
	Step5 Writing Activity (Make Sentence)	Step5 Writing Activity 2A~ 3C Book Report (Fiction) Topic Questions (Non-fiction) 4A ~ 6C Book Review	Step5 Writing Activity KC ~ 1C Graphic Organizer– Story Map (Fiction) Graphic Organizer– KWL chart (Non-fiction) 2A~ 3C Book Report (Fiction) Topic Questions (Non-fiction) 4A ~ 6C Book Review

eBook
Level K

Step1 Listening Activity

Step2 Vocabulary Practice & Test

Step3 Reading Comprehension

Step4 Writing Activity

eBook
Level 1

Step1 Listening Activity

Step2 Vocabulary Practice & Test

Step3 Reading Comprehension

Step4 Summary Test (Fiction)

Step4 True or False (Non-fiction)

Step5 Writing Activity



- For Level K, the Book Quiz for an eBook can be taken twice. This can be done on the same day.
- For Level 1, the Book Quiz for an eBook can be taken twice. However, after taking the Book Quiz, students must wait until the following day to take it again.
- Students are eligible for Reading Gate points after taking the Book Quiz. They can earn 100% of the indicated points after taking it the first time, but only 40% of the indicated points on their second attempt.

eBook
Level 2

eBook
Level 3

eBook
Level 4

eBook
Level 5

eBook
Level 6

Step1 Reading Comprehension

Step1

1. What is not true about the little pink Rosebud's house?

- It was tiny.
- It was dark.
- It was underground.
- It was on a tree branch.

Step2 Vocabulary Practice & Test

Step2

prank

- interrupt
- attention
- ignorant
- endure
- label

n. 농담, 장난
n. a trick that is done to someone usually as a joke

2 / 2 skip

Step3 Summary Test (Fiction)

Step3

1. Click the sentences in the correct order.

- They had been growing in strength and came to challenge Bugs Academy.
- The principal of Bugs Arcadia tossed Khan a medal that summons insects.
- Ruby said the school was not Bugs Academy, and they realized they had been tricked.
- According to the principal, Arnold was an extremely powerful summoner.
- Khan wondered if he had to take a test and the principal said it wasn't necessary.

Step3 True or False (Non-fiction)

Step3

1. Beijing is one of the most populous cities in the world.

- True
- False

Step4 Cloze Test

Step4

1. The principal of Bugs Arcadia tossed Khan a [] that [] insects.

Step5 Writing Activity (Levels 2~3/Fiction)

Writing Activity

Title - Author - Setting - Main Character - Plot Summary - Personal Opinion

The title is "The Attack of the Orb-Weaver Spider".

Word Limit: 30 - 300 The number of words: 14

1 / 6

Step5 Writing Activity_Topic Question (Levels 2~3/Non-fiction)

Writing Activity

What really busy places have you been?

Please fill out within 30 to 300 characters.

Word Limit: 30 - 300 The number of words: 0

1 / 2

Step5 Writing Activity_Book Review (Levels 4~6)

Writing Activity

Morals learnt from the story

Please fill out within 30 to 300 characters.

Word Limit: 30 - 300 The number of words: 0

3 / 3



NOTE

- For Levels 2 and higher, the Book Quiz may be taken twice. However, after taking the Book Quiz, students must wait until the following day to take it again.
- For Levels 2 and higher, students may select between two different study modes (Full and Easy Mode). Full Mode covers all the comprehensive questions in each step, and upon completion, students will receive 100% of the points indicated. Easy Mode, on the other hand, covers only steps 1, 3, 5, and upon completion, students will receive only 40% of the points indicated.
- If students have received less than 70% from step 1 (Reading Comprehension), it is presumed that they have not thoroughly understood the book. Students must take the Book Quiz again, and may do so from the following day after their first try.

- pBook Level K
- pBook Level 1
- pBook Level 2
- pBook Level 3
- pBook Level 4
- pBook Level 5
- pBook Level 6

Step1 Reading Comprehension

Step2 Vocabulary Practice & Test

Step3 Summary Test (Fiction)

Step3 True or False (Non-fiction)

Step4 Cloze Test

Step5 Graphic Organizer_Story Map (Levels KC~1/ Fiction)

Step5 Graphic Organizer_KWL Chart (Levels KC~1/Non-fiction)

Step5 Writing Activity_Book Report (Levels 2~3/Fiction)

Step5 Writing Activity_Topic Question (Levels 2~3/ Non-fiction)

Step5 Writing Activity_Book Review (Levels 4~6)

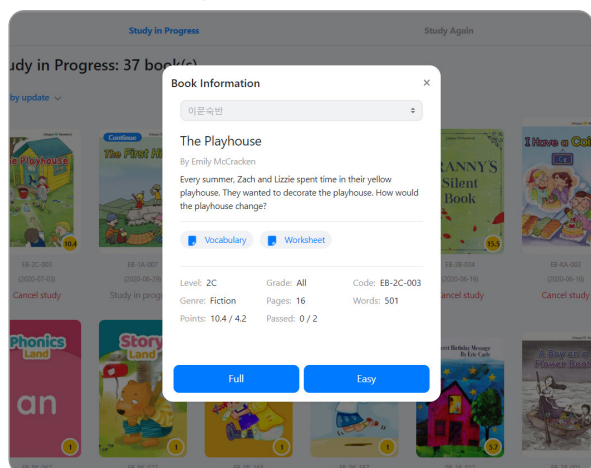


- For Level KC, students can retake the Book Quiz on the same day after their first try. However, for levels 1 and above, students must wait until the following day to take it again.
- For Levels 2 and higher, students may select between two study modes (Full Mode and Easy Mode).
- If students have acquired between 50% and 70% on Step 1 (Reading Comprehension), they have the option of retaking the test. However, if they have received less than 50%, they must take the Book Quiz again, and may do so from the following day after their first try.

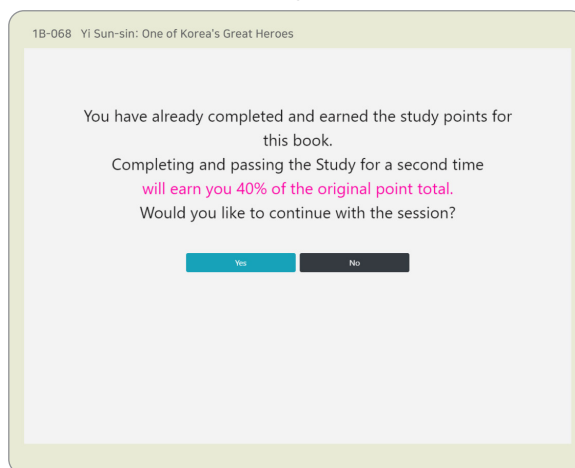
Point Distribution by Level

Level	Number of Studies Remaining	Studies Done on the Same day	Study Mode	Retest	Point Distribution Per Study
Pre K	Unlimited	O	X	X	<ul style="list-style-type: none"> Eligible for 100% of the points after the Book Quiz No additional points will be given from the third try
K	2 times	O	X	X	<ul style="list-style-type: none"> Eligible for 100% of the points after the first try Eligible for 40% of the points after the second try No additional points will be given from the third try
1	2 times	X	X	X	
2~6	2 times	X	Full/ Easy	O	<ul style="list-style-type: none"> Eligible for 100% of the points in Full Mode Eligible for 40% of the points in Easy Mode No additional points will be given from the third try If you have received between 50-70% in Step 1, you may retake the test on the same day. If you have received 50% or less in Step 1, you are only allowed to retake the test from the following day.


Full Mode / Easy Mode (Levels 2 to 6)



40% For the Second Try




○ Pre K Level




Alphabet Land(2 Workbooks: Pre K 1-2)

Each unit reviews the alphabet through fun and easy exercises. Alphabet Land consists of 2 workbooks with each workbook focusing on 13 lowercase letters of the alphabet. The MP3 files can be accessed from the Reading Gate website for your reference.




Phonics Land(10 Workbooks: Pre K 7-16)

Each workbook is divided into 10 units, consisting of various phonics-based activities to decode and pronounce English words correctly. The MP3 files can be accessed from the Reading Gate website for your reference.



Word Land(4 Workbooks: Pre K 17-20)


Consists of groups of six sight words and utilizes them in relevant writing, listening, and sentence making activities. Each workbook contains 10 units, and the MP3 files can be accessed from the Reading Gate website for your reference.



Story Land(4 Workbooks: Pre K 3-6)

Consists of various activities covering the basic speech sounds in phonics and the vocabulary used in chants and short stories. The MP3 files can be accessed from the Reading Gate website for your reference.

○ K Level



eBooks for KA Level (10 Workbooks)

Consists of a variety of engaging post-reading activities related to alphabet stories to help students become familiar with the alphabet. Each unit is filled with lively illustrations to arouse students' interest in learning.

Key Components

- Locate words in pictures
- Match words with pictures
- Practice writing words about pictures
- Match sentences with pictures
- Learn new vocabulary
- Trace the letters of the alphabet



eBooks for KB Level (10 Workbooks)

Engage in various post-reading activities derived from the phonic-based eBooks. Each unit consists of comprehensive exercises for effective review and enhanced learning.

Key Components

- Match words with pictures
- Practice writing words by locating their first letters
- Find pictures starting with the same first letter
- Locate sentences describing the pictures
- Make a sentence about the picture
- Solve a word puzzle




eBooks for KC Level (10 Workbooks)

Consists of post-reading activities about various topics including fables, non-fiction stories, seasons, animals, and more. Utilizes high-frequency words from each story to convey the story's main idea and encourage fun learning.

Key Components

- Locate pictures describing words and practice writing each word
- Make a sentence about the picture
- Solve comprehension questions
- Locate sentences describing the picture

○ eBooks for Level 1 (30 Workbooks)




Contains fiction and non-fiction stories of basic level and introduces main vocabularies covered in each story. Each unit consists of educational and entertaining activities to enhance learning.

Key Components

- Make a sentence describing the picture
- Practice writing a complete sentence
- Locate pictures describing each word and practice writing
- Locate sentences describing the picture
- Write sentences based on graphic organizers


○ eBooks for Level 2 (30 Workbooks)



Contains comprehensive post-reading activities to reinforce a synergism effect after each reading. While online exercises focus on finding concrete details in each story, the workbooks focus on critical thinking skills, requiring students to approach the stories in a new way.

Key Components

- Strengthen reading, writing, and grammar skills
- Present basic grammar required in English classes in middle schools
- Introduce various forms of writing to demonstrate different expressions in English
- Promote encouraging atmosphere of learning through extended study of vocabulary, sentence-making, and reading
- Enhance critical thinking skills through fun and differentiated exercises



The Reading Gate points indicated on the cover of each book can be achieved after obtaining 70% or higher on the Study and the pBook Quiz.

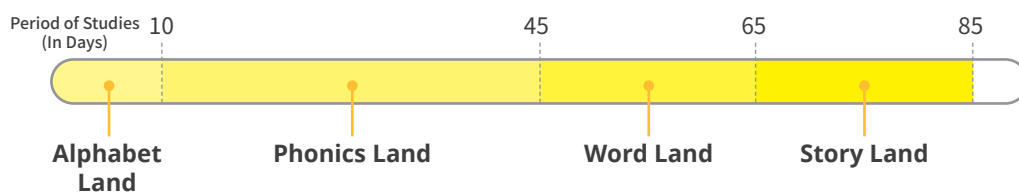
- The number of points awarded is computed by considering various factors, such as the total number of pages in a book and the difficulty level of words and sentences based on Reading Gate's 22-Level System.
- Students will receive Reading Gate points after completing the Study and the pBook Quiz, and they can do so up to two times. After the first reading, students will earn 100% of the indicated points. After the second reading, students are eligible for 40% of the points indicated on the cover.
- For Levels 2 and higher, students may select between two different reading modes (Full and Easy Mode). In the case of the Full Mode, students will earn 100% and 40% of the indicated points for the first and second tries, respectively.
- A student's level will advance to the next level automatically after accumulating the required number of points.

Points Required for Automatic Level Up



Pre K **Learning Objectives** Learn the alphabet and phonics and become familiar with sight words. Gain an interest in learning English through interactive chants and stories.

Program	No. of Lessons	Daily Study	Total Days of Studies	
Alphabet Land	26	3 times	10 days	About 3 months (85 days)
Phonics Land	100	3 times	35 days	
Word Land	40	2 times	20 days	
Story Land	40	2 times	20 days	



Level K **Learning Objectives** Achieve an understanding of short stories and basic vocabulary words.

Level	No. of Books	Study Goal	Daily Study	Total Days of Studies	
KA	100 books	100 books	2 books	50 days	About 5 months (150 days)
KB	100 books	100 books	2 books	50 days	
KC	129 books	100 books	2 books	50 days	



- K level learners are encouraged to focus their studies on eBooks.
- Read each eBook and complete post-reading activities at least twice to build a strong foundation in English.

Level 1 **Learning Objectives** Develop self-initiated reading skills and improve vocabulary through topic-based stories covered within the context of the reading.

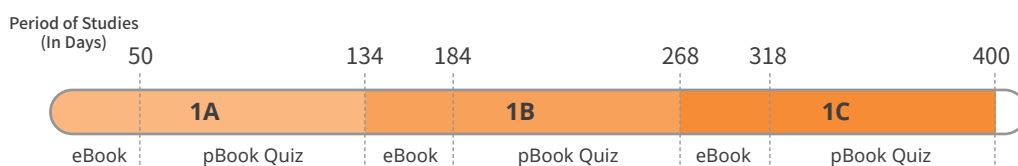
eBook

Level	No. of Books	Study Goal	Daily Study	Total Days of Studies	
1A	128 books	100 books	2 books	50 days	About 5 months (150 days)
1B	138 books	100 books	2 books	50 days	
1C	147 books	100 books	2 books	50 days	

pBook Quiz

Level	No. of Books	Study Goal	Weekly Study	Total Days of Studies	
1A	241 books	60 books	5 books	12 weeks (84 days)	About 9 months (252 days)
1B	239 books	60 books	5 books	12 weeks (84 days)	
1C	248 books	60 books	5 books	12 weeks (84 days)	

※ New books are published in each level on a regular basis.



NOTE

- For Level 1, be sure to read eBooks together with pBooks and then proceed with the post-reading activities online.
- As Level 1 contains a large number of eBooks and pBooks, students can select a book of their interest.
- The academic curricula for eBooks and pBooks differ slightly. Students are recommended to read two eBooks daily. However, read 5 pBooks and then complete the post-reading activities every week.

Level 2 **Learning Objectives** Strengthen self-initiated reading skills and cover a broad range of topics.

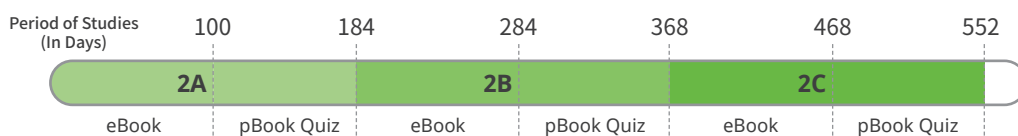
eBook

Level	No. of Books	Study Goal	Daily Study	Total Days of Studies	
2A	184 books	100 books	1 book	100 days	10 months (300 days)
2B	175 books	100 books	1 book	100 days	
2C	188 books	100 books	1 book	100 days	

pBook Quiz

Level	No. of Books	Study Goal	Weekly Study	Total Days of Studies	
2A	292 books	60 books	5 books	12 weeks (84 days)	9 months (252 days)
2B	280 books	60 books	5 books	12 weeks (84 days)	
2C	213 books	60 books	5 books	12 weeks (84 days)	

※ New books are published in each level on a regular basis.



NOTE

- For Level 2, be sure to read eBooks together with pBooks and then proceed with the post-reading activities online.
- Students may select between Full and Easy Mode from Level 2. In Full Mode, students are given access to all post-reading activities. In Easy Mode, students are given access to reading comprehension and summary test only.
- As Level 2 contains numerous eBooks and pBooks, students can select a book of their interest.
- Academic curricula for eBooks and pBooks differ slightly. Students are recommended to read one eBook daily. However, read 5 pBooks and then complete the post-reading activities every week.

Level 3 Learning Objectives Cultivate powerful literacy skills through readings about in-depth topics to eventually reinforce stronger writing skills through critical thinking.

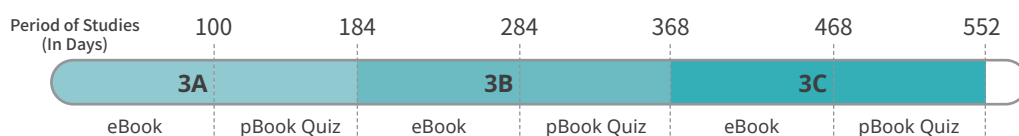
eBook

Level	No. of Books	Study Goal	Daily Study	Total Days of Studies	
3A	160 books	100 books	1 book	100 days	10 months (300 days)
3B	119 books	100 books	1 book	100 days	
3C	125 books	100 books	1 book	100 days	

pBook Quiz

Level	No. of Books	Study Goal	Weekly Study	Total Days of Studies	
3A	222 books	60 books	5 books	12 weeks (84 days)	9 months (252 days)
3B	163 books	60 books	5 books	12 weeks (84 days)	
3C	164 books	60 books	5 books	12 weeks (84 days)	

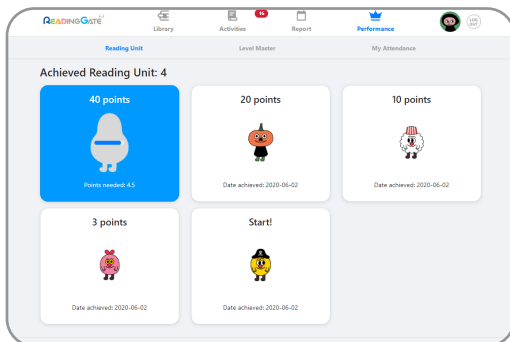
※ New books are published in each level on a regular basis.



NOTE

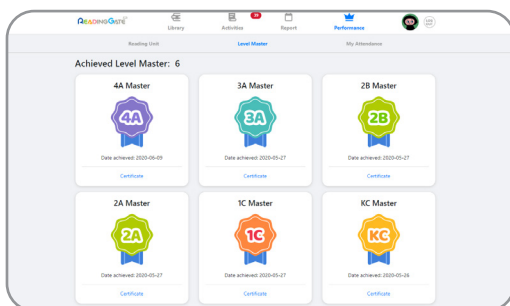
- For Level 3, be sure to read eBooks together with pBooks and then proceed with the post-reading activities online.
- As Level 3 contains a large number of eBooks and pBooks, students can select a book of their interest.
- Academic curricula for eBooks and pBooks differ slightly. Students are recommended to read one eBook daily. However, read 5 pBooks and then complete the post-reading activities every week.

Reading Units



Each level has a set number of points students must reach before unlocking Reading Unit. This can be achieved at 100, 200, 300, 500, and 750 points, and it is based on a 12-point system.

Level Master Badge and Certificate of Verification

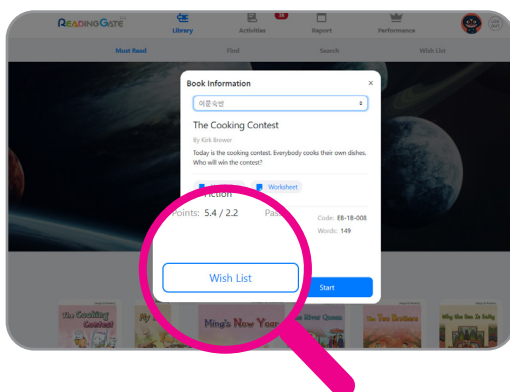


Students will receive a level master badge after a level-up.



Each student can print a copy of the Certificate of Verification if desired.

Wish List



Students can add books of their interest to the Wish List.

Select a Reading Mode



eBooks are equipped with a variety of functions to help promote effective reading, such as options to remove the text, turn off the audio, and deactivate the highlight.

Basic This is the default mode, and it activates the highlight function, the audio, and the text.

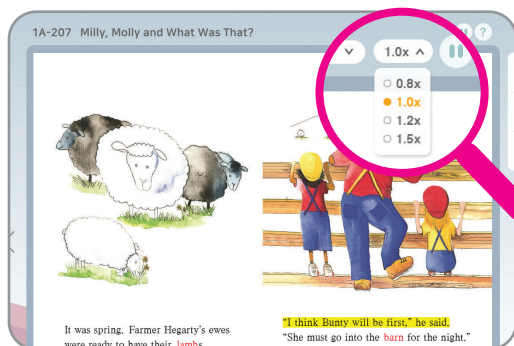
No Highlight This deactivates the highlight function, allowing the readers to rely solely on their listening skills as they listen to native English speakers.

No Text This makes the text of the story disappear, enabling the readers to practice “shadow reading” by repeating the text as they listen.

No Audio This turns off the audio to enable “silent reading,” so the readers can concentrate on the elements of the story’s plot.

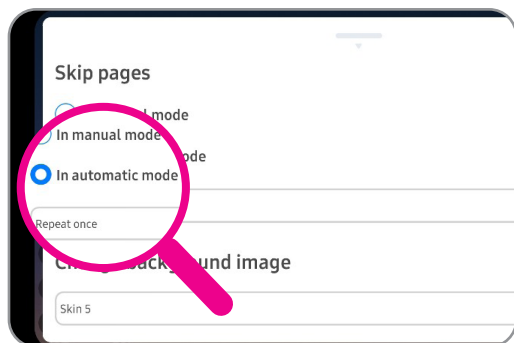
(Only available for eBook levels KA through 3)

Audio Speed Adjustment



The speed of each audio may be adjusted according to an individual’s English proficiency. The audios can be played at speeds of 0.8X, 1.0X, 1.2X, and 1.5X.

Repeat Audio (Only Available in the App)



Each time students touch the app, numbers are displayed on the screen that indicate how many times they are allowed to play the eBook. Through repeated reading, students can practice intensive and extensive listening to improve learning and maximize retention.

Progress Bar



A new feature called progress bar is available for eBook level 2 and above to keep track of one's reading. This feature will be added soon for app users.

Printable Worksheets



Worksheets can be printed in some of the eBooks in Pre K level to level 2 prior to reading a story. After selecting the book, press the Worksheet button from the book information page to print the worksheets.

Printable Vocabulary List



The list of key vocabulary words in all books can be printed to aid with learning.

Press the Vocabulary button from the book information page to print the key vocabulary words. In addition, the vocabulary words can be printed directly from the Study page.

**Level Test**

Q. The level test doesn't seem to end. Is this some sort of a system error?

A. Reading Gate's level test consists of a minimum of 30 questions to a maximum of 226 questions and lasts between 20 to 40 minutes. To deliver the most accurate assessment about a student's reading competency, the system prepares a set of questions, and each set consists of 10 questions. If you decide to end the level test without finishing it, there will be no level test result. We recommend that you remain patient and solve the questions until the end.

Q. Can I take the level test again?

A. You will be able to take the level test again in about 6 months after taking it the first time. We recommend that you take the level test biannually to check your learning progress.

Q. Do I need to begin by selecting the book level based on the level test result?

A. Level tests are for your reference purposes only and you are not required to begin your studies based on the result. Level ups occur only after reaching the number of points required to unlock each Reading Unit. For example, you get KA level on the level test. However, if you decide to start with KC level and accumulate 360 points after completing your studies, you will advance to Level 1A regardless of the level test result.

**Study**

Q. Is it possible to add another book if I have more than 200 books on my To-Do list?

A. You can add a maximum of 200 books to your To-Do list, and if you do, you are not permitted to add more books. We advise you to remove any books from your To-Do list that you think are unnecessary. For your reference, the books on your To-Do list will be deleted automatically after 60 days, so we recommended that you complete your studies within 60 days after a book has been added to the To-Do list.

Q. Is it possible to access the Study after I have completed it?

A. Except the Pre K Level, all the post-reading activities can be accessed up to 2 times. Follow the menus below to proceed with your studies:

- After completing the Study once

Go to My Library > Find Book, select the book of your choice, and then access your Study

- After completing the Study more than twice

Go to My Report > Study History, select the book of your choice, and then press Review to access your Study

<Tips>

In the Review mode, you can check your performance of your previous studies. However, only your records for the previous six months can be viewed.



Q. If I study a book in another level, will I still be able to accumulate points?

A. Yes. You will be able to accumulate points even if you study a book that is not your level. However, if you wish to level up from Level 1A to Level 1B, you need to accumulate points from Level 1A.

Q. Am I allowed to level up only once a day?

A. You are not restricted to level up once a day, as each level in Reading Gate Program works independently. Just select a level that you wish for a level up. However, if you are currently in KC Level but you have accumulated 600 points from Level 1C, you will automatically advance to Level 2A. But we encourage you to study each level step-by-step based on your level.

Q. Is there a maximum number of books I can read, or a maximum number of points I can accumulate in a day?

A. There is no limit on the number of books you can read in a day. However, you can only accumulate a maximum of 150 points daily and after reaching your limit, you will not be able to access the post-reading activities.

*For other questions, visit Reading Gate's homepage at www.readinggate.com.



Blogger Hepzibah

Reading Gate offers a wide selection of English books for students of all ages. Compared to other reading programs, I find Reading Gate less burdensome and stressful to use. With the portable mobile app handy, I can conveniently study anywhere, anytime.




Blogger Soyo

Yuli started with the KC Level but now that he has leveled up to 1A, he is able to read complex sentences in English and make sentences on his own. Thanks to Reading Gate, Yuli's confidence in English has grown and he enjoys every moment of studying English.



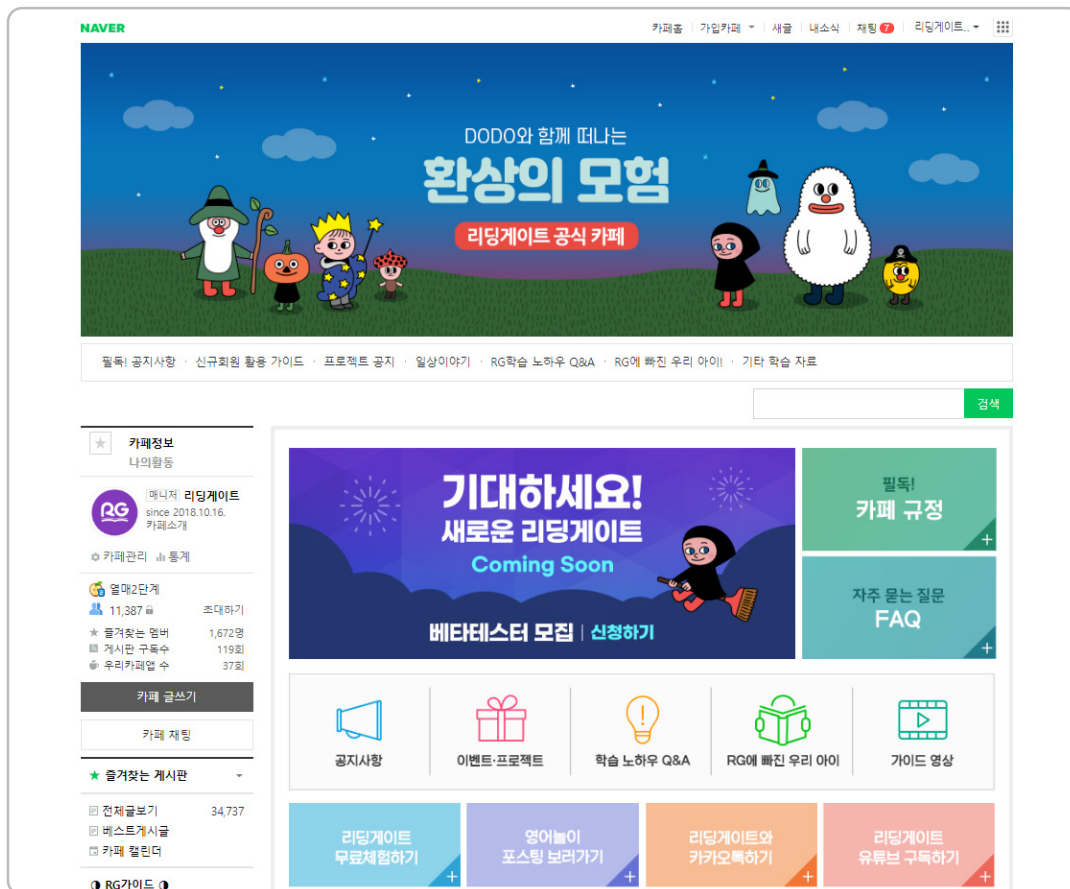
Blogger Socialite

Last weekend, my children studied Reading Gate on the subway. It is convenient as my children can easily study English using the Reading Gate app regardless of where they are. They even insist on viewing Reading Gate over YouTube while traveling outside!





Reading Gate’s Official Café at Naver
(<https://cafe.naver.com/readinggatecafe>)



Sharing of Information

- Reading Gate user guide
- Post-reading activities and guide provided
- Secrets from education-savvy parents



Participation Programs

- Daily Reading Projects
- Coaching and Tutoring Projects
- Listen and Repeat Projects and more



Offline Events

- Program briefing sessions
- Discussion sessions with mentor moms



*If you have any questions about our program, visit our official café (<https://cafe.naver.com/readinggatecafe>) to gather information and interact with other education-savvy members.